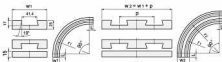




CORNER TRACKS

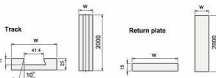


FOR Series 880 BEVEL, 881 BEVEL

Used for Chain Type	Chain width mm	Radius r1 mm	Width w1 mm	L mm	Pitch p mm
K325	82.5	500	100	50	90
K450	114.3	810	130	50	120
K750	190.5	810	210	50	195



STRAIGHT TRACKS



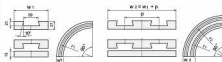
FOR Series 880 BEVEL, 881 BEVEL

Used for Chain Type	Chain width mm	Width w mm
K325	82.5	100
K450	114.3	130

www.net-conveyor.com



CORNER TRACKS

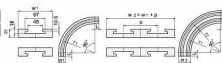


FOR Series 882 BEVEL

Used for Chain Type	Chain width mm	Radius r1 mm	Pitch p mm
882 - K450	114.3	610	120
882 - K750	190.5	610	195
882 - K1905	254	610	260



CORNER TRACKS

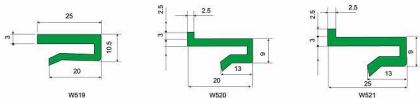
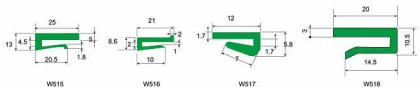



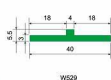
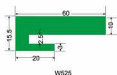

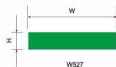
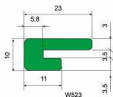
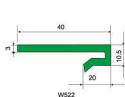
FOR Series 879TAB, 850BS, 880TAB, 881TAB

Used for Chain Type	Chain width mm	Radius r1 mm	Width w1 mm	L mm	Pitch p mm
K325	82.5	500	100	50	90
K450	114.3	810	130	50	120
K750	190.5	810	210	50	195










Code	W x H (mm)
W527 - 203	20 x 3
W527 - 204	20 x 4
W527 - 205	20 x 5
W527 - 253	25 x 3
W527 - 256	25 x 6
W527 - 2510	25 x 10
W527 - 303	30 x 3
W527 - 306	35 x 6
W527 - 403	40 x 3
W527 - 405	40 x 5
W527 - 408	40 x 8
W527 - 4010	40 x 10
W527 - 423	42 x 3
W527 - 425	42 x 5
W527 - 426	42 x 6
W527 - 4535	45 x 3.5
W527 - 503	50 x 3
W527 - 504	50 x 4
W527 - 505	50 x 5
W527 - 506	55 x 6
W527 - 603	60 x 3
W527 - 703	70 x 3
W527 - 705	70 x 5
W527 - 7065	70 x 6.5
W527 - 806	80 x 6
W527 - 8010	80 x 10
W527 - 906	90 x 6
W527 - 1002	100 x 2
W527 - 1005	100 x 5
W527 - 10010	100 x 10
W527 - 1404	140 x 4



W535



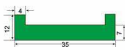
W536



W537



W538



W539



W540




W541



W542



W543



W544



W545




W546



W547




W548



W549



W550



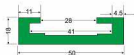
W551



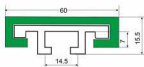
W552



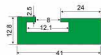
W553



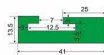
W554



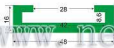
W555



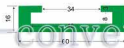
W556



W557



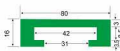
W558



W559



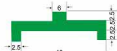
W560



W561



W562



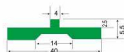
W563



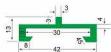
W564



W565



W566



W567



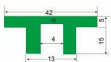
W568



W569



W570



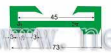
W571



W572



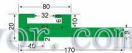
W573



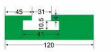
W574



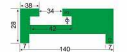
W575



W576



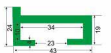
W577



W578



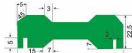
W579



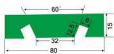
W580



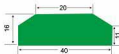
W581



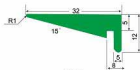
W582



W583



W584



W585



W586



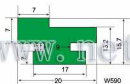
W587



W588



W589



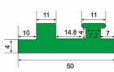
W590



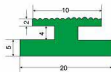
W591



W592



W593



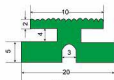
W594



W595



W596



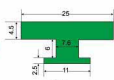
W597



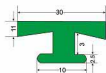
W598



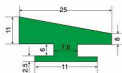
W599



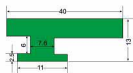
W600



W601



W602



W603



W604



W605



W606



W607



W608



W609



W610



W611



W612



W613



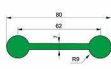
W614




W615



W616



W617



W618



W619



W620



W621



W622



W623



W624



W625



W626



W627



W628



W629



W630



W631



W632



W633



W634



W635



W636



W637





**UCP**



**UCF**



**UCFL**



**UCPA**

[www.net-conveyor.com](http://www.net-conveyor.com)



**UCT**



**CLOSED & OPEN CAP**



**SSUCP**



**SSUCF**



**SSUCFL**



**SSUCPA**



**SSUCT**



**SSUCFC**

[www.net-conveyor.com](http://www.net-conveyor.com)



**ENDLESS GUIDES**  
( Made-to-order)



**STARS**  
( Made-to-order)





[www.net-conveyor.com](http://www.net-conveyor.com)

